




MÜLLER
SAFE



KEY SAFES

KEY SAFE SBN



Model SBN 140



SECURITY LEVEL

S2 according to EN 14450
B according to VDMA 24992 (Conditions May '95)



DESIGN

Body: Double-walled
Door: Double-walled
Hinges: External
Door opening angle 180°
Handle / fitting: Protruding 25 mm
Mounting hoels: 2 fixing holes in the floor, 2 in the backwall
Safes with pull-out partitions, hook rails infinitely adjustable, colored but not numbered



LOCKING

High security double-bit lock
2 keys (65 mm)




PAINTING

Light gray, RAL 7035







KEY SAFE SBN



Model	External dim. in mm			Number Hooks	Number Partition wall	Door 1/2-leaf	Weight (Kg)
	Höhe	Breite	Tiefe				
SBN 60	600	636	500	600	6	1-leaf	300
SBN 98	800	636	500	980	7	1-leaf	300
SBN 140	1000	636	500	1400	7	1-leaf	300
SBN 154	1200	636	500	1540	7	1-leaf	300
SBN 169	1200	636	500	1960	7	1-leaf	300
SBN 256	1500	806	500	2560	8	1-leaf	350
SBN 288	1500	806	500	2880	8	1-leaf	350
SBN 320	1500	806	500	3200	10	1-leaf	350
SBN 360	1500	806	500	3600	10	1-leaf	350
SBN 400	1800	806	500	4000	10	1-leaf	450
SBN 600	1800	1200	500	6000	15	2-leaf	650







LOCKING OPTIONS

Standardlocking	Optional locking systems		
 Double-bit key lock	 Mechanical combination lock	 Electronic combination lock	 Double lock* (2 Double-bit key locks)


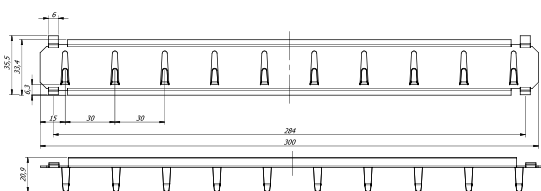
Options for the entire series possible
 * other lock options are also possible



ACCESSORIES FOR EXTRA CHARGE

Model	Base (closed) up to a height of 900 mm	Left door hinge	Additional fixing hole for designated position $\varnothing = 13$ mm	Spezial fixing kit for concrete floor
				

Options for the entire series possible



As of 01/2022 - decorative material not included in the scope of delivery- Technical changes reserved.



KEY SAFES

Müller Safe GmbH

In der Hirtenwiese 6

35745 Herborn, Germany

www.mueller-safe.de

