



MÜLLER
SAFE



HIGH SECURITY SAFES

HIGH SECURITY SAFE EV 0



Model EV 0-160



SECURITY LEVEL

Class 0 according to EN 1143-1
certified by ECB-S and VdS



DESIGN

Body: Multi-walled with special reinforcement
Door: Multi-walled
Hinges: External
Door opening angle: 180°
Handle/fitting: Protruding 65 mm
Mounting holes: 1 fixing hole in the floor
(2 fixing holes in the floor, if 2-leaves)



LOCKING

High security double-bit key lock
2 keys (95 mm)



PAINTING

Light gray, RAL 7035
(special painting according to RAL colors for an extra charge)

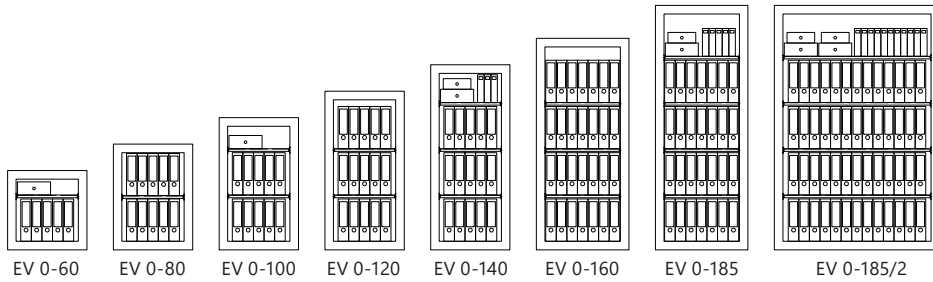


INSURABLE

Individual agreement



HIGH SECURITY SAFE EV 0








Model	External dim. in mm			Internal dim. in mm			Door light		Number Shelves	Door 1 / 2-leaf	Number Files	Volume (Liter)	Weight (Kg)
	Height	Width	Depth	Height	Width	Depth	Height	Width					
EV 0-60	600	600	500	470	460	360	470	460	1	1-leaf	5	77	129
EV 0-80	800	600	500	670	460	360	670	460	2	1-leaf	10	111	165
EV 0-100	1000	600	500	870	460	360	870	460	2	1-leaf	10	144	185
EV 0-120	1200	600	500	1070	460	360	1070	460	3	1-leaf	15	177	240
EV 0-140	1400	600	500	1270	460	360	1270	460	3	1-leaf	15	210	260
EV 0-160	1600	700	500	1470	560	360	1470	560	3	1-leaf	28	298	330
EV 0-185	1850	700	500	1720	560	360	1670	560	4	1-leaf	32	337	410
EV 0-185/2	1850	1250	500	1720	1110	360	1670	1110	4	2-leafs	52	667	695

Fittings protrude 65 mm










LOCKING OPTIONS

Model	Standardlocking	Optional locking systems			
					
	Double-bit key lock	Mechanical combination lock	Electronic combination lock	Electronic combination lock*	Double lock** (2 Double-bit key locks)
EV 0-60	■	■	■	■	■
EV 0-80	■	■	■	■	■
EV 0-100	■	■	■	■	■
EV 0-120	■	■	■	■	■
EV 0-140	■	■	■	■	■
EV 0-160	■	■	■	■	■
EV 0-185	■	■	■	■	■
EV 0-185/2	■	■	■	■	■

* with emergency key ** other lock combinations possible



ACCESSORIES FOR EXTRA CHARGE

Model	Inner safe Height = 200 mm	Inner safe Height = 350 mm	Inner safe Height = 350 mm (2-leaf)	Left door hinge	Additional shelf	Additional fixing hole for designated position Ø 13 mm	Special fixing kit for concrete floor
EV 0-60		<input type="checkbox"/>	<input type="checkbox"/>	<input type="checkbox"/>	<input type="checkbox"/>	<input type="checkbox"/>	<input type="checkbox"/>
EV 0-80	<input type="checkbox"/>		<input type="checkbox"/>	<input type="checkbox"/>	<input type="checkbox"/>	<input type="checkbox"/>	<input type="checkbox"/>
EV 0-100	<input type="checkbox"/>	<input type="checkbox"/>		<input type="checkbox"/>	<input type="checkbox"/>	<input type="checkbox"/>	<input type="checkbox"/>
EV 0-120	<input type="checkbox"/>	<input type="checkbox"/>	<input type="checkbox"/>		<input type="checkbox"/>	<input type="checkbox"/>	<input type="checkbox"/>
EV 0-140	<input type="checkbox"/>	<input type="checkbox"/>	<input type="checkbox"/>	<input type="checkbox"/>		<input type="checkbox"/>	<input type="checkbox"/>
EV 0-160	<input type="checkbox"/>	<input type="checkbox"/>	<input type="checkbox"/>	<input type="checkbox"/>	<input type="checkbox"/>		<input type="checkbox"/>
EV 0-185	<input type="checkbox"/>	<input type="checkbox"/>	<input type="checkbox"/>	<input type="checkbox"/>	<input type="checkbox"/>	<input type="checkbox"/>	
EV 0-185/2	<input type="checkbox"/>	<input type="checkbox"/>	<input type="checkbox"/>	<input type="checkbox"/>	<input type="checkbox"/>	<input type="checkbox"/>	<input type="checkbox"/>

As of 01/2022 - decorative material not included in the scope of delivery- Technical changes reserved.



HIGH SECURITY SAFES

Müller Safe GmbH

In der Hirtenwiese 6

35745 Herborn, Germany

www.mueller-safe.de

